









Charcoal Roman Cobblestone patio.

Item	Color	Size (W, H, L)	Approx. Pallet Weight (lbs)	Pallet Count	FOB KANTA
Small Roman Cobblestone Small <i>Please call for availability.</i> 	Charcoal	2.375 x 5.875	3225	693	\$2.94/sq. ft.
	NW Blend				
	Summit Blend				
Roman Cobblestone Medium <i>Please call for availability.</i> 	Charcoal	5.9 x 7.1	3225	378	\$2.94/sq. ft.
	NW Blend				
	Summit Blend				
Roman Cobblestone Large <i>Please call for availability.</i> 	Charcoal	7.1 x 8.9	2925	225	\$2.94/sq. ft.
	NW Blend				
	Summit Blend				
Holland-K® 	Gray	2.25 x 4 x 8	3240	540	\$0.58
	Red, Brown Tan, Black				\$0.63
Wave® 	Gray	2.25 x 4 x 8	3240	540	\$0.57
	Red, Brown Tan, Black				\$0.62
Holland Shuffle Paver System® 	Gray	Three – 2.25 x 4 x 8	2840	110 sq ft	\$2.63/sq. ft.
		Two – 2.25 x 8 x 8			\$2.94/sq. ft.
		One – 2.25 x 8 x 12			





SEGMENTAL RETAINING WALLS

Item	Color	Size (W, H, L)	Approx. Pallet Weight (lbs)	Pallet Count	FOB KANTA
RomanStack 4 x 8 	NW Blend	4 x 8 x 8 (front face) 4 x 8 x 6 (back face)	3242	168	\$1.78
RomanStack 4 x 8 Caps 	NW Blend	4 x 8 x 8 (front face) 4 x 8 x 6 (back face)	3242	168	\$1.78
TuscanStone 4" Unit 	Charcoal	4 x 4 x 8	2450	240	\$1.41
	Summit Blend				
TuscanStone 8" Unit 	Charcoal	4 x 8 x 8	2450	120	\$2.49
	Summit Blend				
TuscanStone 12" Unit 	Charcoal	4 x 8 x 12	2750	90	\$4.92
	Summit Blend				
KeyStone Garden Wall® 	Natural	9 x 4 x 12	3050	120	\$1.79
	Tan, Red				\$1.94
	Tan/Black				
	Red/Black				
12 x 4 x 18 Mini Keystone® Cap 	Natural	12 x 4 x 18	2930	64	\$4.43
	Tan				\$4.84
12 x 4 x 18 Mini Keystone® Unit 	Natural	12 x 4 x 18	3650	80	\$4.43
	Tan				\$4.84
12 x 8 x 18 Keystone Compac® Cap 	Natural	12 x 8 x 18	2610	32	\$6.05
	Tan				\$6.75
12 x 8 x 18 Keystone Compac® Unit 	Natural	12 x 8 x 18	2930	36	\$6.05
	Tan				\$6.75










SEGMENTAL RETAINING WALLS (CONTINUED)

Product	Color	Size (W, H, L)	Approx Pallet Wt (lbs)	Pallet Count	FOB KANTA
Compac Straight Face Corner® 	Natural	12 x 8 x 18	2930	36	\$6.93
	Tan				\$7.61
Keystone Cap® Straight Face 	Natural	4 x 10.5 x 18	2610	32	\$6.05
	Tan				\$6.75
Keystone Cap® Radius Face 	Natural	4 x 10.5 x 18	2610	32	\$6.05
	Tan				\$6.75
Standard Keystone® Unit 	Natural	21.5 x 8 x 18	3650	30	\$8.76
	Tan				\$9.53
Country Manor® 3-Piece System 	Natural	10 x 6 x 14/16	3,192 lbs	24 sets per pallet	\$6.70/set.
		10 x 6 x 10/12			
		10 x 6 x 4/6			
	Tan	10 x 6 x 14/16			\$7.13/set .
		10 x 6 x 10/12			
		10 x 6 x 4/6			
Tan/Black	10 x 6 x 14/16	\$7.29/set			
	10 x 6 x 10/12				
	10 x 6 x 4/6				
Universal Cap (Could be used with Intermediate Unit.) 	Natural	12 x 3 x 13.75/7.25	1910 lbs	60	\$3.35
	Red, Tan				\$3.71
	Red/Black, Tan/Black				\$3.78
Manorstone XL Straight Face 	Natural	12 x 6 x 18	2890 lbs	40	\$4.20
	Red, Tan				\$4.57
	Red/Black, Tan/Black				\$4.70
Manorstone XL Tri-Plane Face 	Natural	12 x 6 x 18	2690 lbs	40	\$4.20
	Red, Tan				\$4.57
	Red/Black, Tan/Black				\$4.70










UTILITY

Item	Color	Size (W, H, L)	Approx. Pallet Weight (lbs)	Pallet Count	FOB KANTA
Pier Block [®] 	Gray	12 x 12 x 8	3050	60	\$3.78
12 x 12 x 8 Post Block [®] 	Gray	12 x 12 x 8	3050	60	\$3.99
12 x 12 x 8 Pier Blk w/Pin [®] 	Gray	12 x 12 x 8	1550	30	\$4.97
12 x 12 x 8 Deck Block [®] 	Gray	12 x 12 x 8	3350	60	\$4.20
4 x 2 x 8 Concrete Brick [®] 	Gray	4 x 2 x 8	3290	720	\$0.65
	Red				\$0.67



STEPPING STONES, SLABS & PATIO BLOCK

Item	Color/Finish	Size	Approx. Pallet Weight (lbs)	Pallet Count	FOB KANTA
Solid [®] 	Natural	1 5/8 x 8 x 16	2930	240	\$0.89
	Red, Brown				\$1.00
	Natural	2 x 8 x 16	3110	180	\$1.13
	Red, Brown, Goldenrod				\$1.27
Square [®] 	Natural	2 x 12 x 12	2930	120	\$2.52
	Red, Brown, Tan				\$2.63
Grid [®] 	Natural	2 x 12 x 12	2930	120	\$2.63
	Red, Brown, Tan				\$2.73
Round [®] 	Natural	2 x 12 Diameter	2210	120	\$3.10
	Red, Brown				\$3.20
Hexagon [®] 	Natural	2 x 12 12" flat to flat 14" point to point	2690	110	\$2.52
	Red, Brown				\$2.63






STEPPING STONES, SLABS & PATIO BLOCK (CONTINUED)

Item	Color/Finish	Size	Approx. Pallet Weight (lbs)	Pallet Count	FOB KANTA
Square Exposed Aggregate® 	Natural	2 x 12 x 12	2690	120	\$4.09
		2 x 18 x 18	2210	40	\$9.80
Round Exposed Aggregate® 	Natural	2 x 18 diameter	1690	40	\$9.10
Grass Paver® <i>Please call for availability</i> 	Natural	3.625 x 18 x 18	1770	40	\$7.47
Square® 	Natural	2 x 16 x 16	1610	40	\$6.76
		2 x 18 x 18	2090		\$7.96
Montana Exposed Aggregate® 	Natural	2 x 13.5 x 22	1220	30	\$18.00
Glacier Slate <i>Please call for availability</i> 	Natural	24" x 24"	2570	28	\$14.25
	Charcoal				
	Latte				
Vancouver Bay <i>Please call for availability</i> 	Natural	24" x 24"	2570	28	\$13.75
	Charcoal				





EDGERS

Item	Color/Finish	Size	Approx. Pallet Weight (lbs)	Pallet Count	FOB KANTA
Scalloped Lawn Edging® 	Natural	2 x 5 x 18	2307	192	\$1.13
	Red				\$1.24
	Brown				
Tree Ring 	Natural	2 x 5 x 18 4 pieces per ring	1440	120	\$1.24
	Red				\$1.34
	Brown				
Lawn Edger 	Natural	4 x 4 x 12	2858	216	\$1.93
	Red, Brown				\$2.03

DELIVERY & WILL CALL[‡]

[‡] Order cut off time is 11:00 am. Orders placed after 11:00 am will add another day to the lead time.

Standard Delivery Customer Forklift/Unload	Lead Time and Charges
18-24 pallet truckload (48,000 lbs–60,000 lbs)	2-day lead time.
Less than 48,000 lbs	By 4th business day, delivered price

* 3-day lead time outside of the Kanta delivery area.

Custom Delivery

- Custom Delivery: Less than 8 pallets. Less than pallet quantities will require a \$25.00 break down charge. Any changes/additions to orders on the day of shipping will require a \$50.00 Special Handling Charge. Contact us for custom freight charges to your area.

Pallet

- \$20 per pallet, returned pallets \$19.00 credit.

Will Call

- Please call 1-day ahead to allow us time to prepare order (6 pallets or more). See Kanta Plant Prices.

Delivery Pricing

- For Delivery prices please contact Kanta, (406) 285-3261.

