

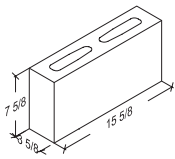


# CMU Shapes & Sizes

## GROUND FACE

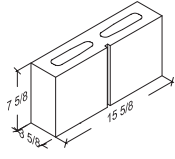
### 4 INCH UNITS

*Ground Face*



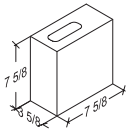
**4-8-16**

3 5/8" x 7 5/8" x 15 5/8"



**4-8-16 1-Score**

3 5/8" x 7 5/8" x 15 5/8"

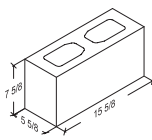


**4-8-8 Half**

3 5/8" x 7 5/8" x 7 7/8"

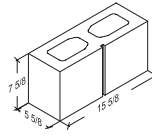
### 6 INCH UNITS

*Ground Face*



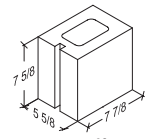
**6-8-16 Standard**

5 5/8" x 7 5/8" x 15 5/8"



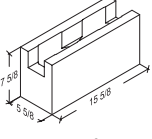
**6-8-16 1-Score**

5 5/8" x 7 5/8" x 15 5/8"



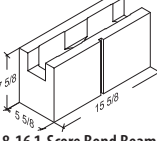
**6-8-8 Half**

5 5/8" x 7 5/8" x 7 7/8"



**6-8-16 Bond Beam**

5 5/8" x 7 5/8" x 15 5/8"

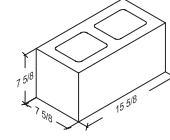


**6-8-16 1-Score Bond Beam**

5 5/8" x 7 5/8" x 15 5/8"

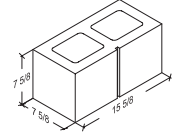
### 8 INCH UNITS

*Ground Face*



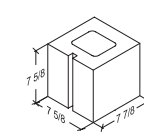
**8-8-16 Standard**

7 5/8" x 7 5/8" x 15 5/8"



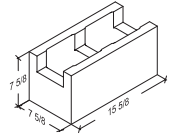
**8-8-16 1-Score**

7 5/8" x 7 5/8" x 15 5/8"



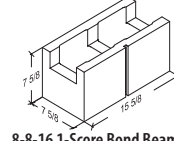
**8-8-8 Half**

7 5/8" x 7 5/8" x 7 7/8"



**8-8-16 Bond Beam**

7 5/8" x 7 5/8" x 15 5/8"

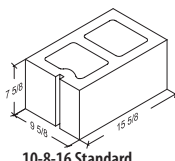


**8-8-16 1-Score Bond Beam**

7 5/8" x 7 5/8" x 15 5/8"

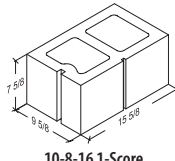
### 10 INCH UNITS

*Ground Face*



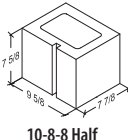
**10-8-16 Standard**

9 5/8" x 7 5/8" x 15 5/8"



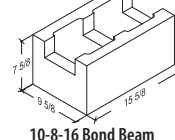
**10-8-16 1-Score**

9 5/8" x 7 5/8" x 15 5/8"



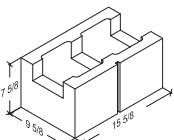
**10-8-8 Half**

9 5/8" x 7 5/8" x 15 5/8"



**10-8-16 Bond Beam**

9 5/8" x 7 5/8" x 15 5/8"

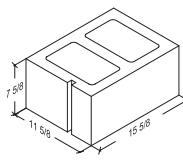


**10-8-16 1-Score Bond Beam**

9 5/8" x 7 5/8" x 15 5/8"

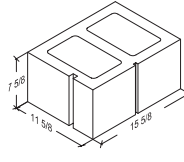
### 12 INCH UNITS

*Ground Face*



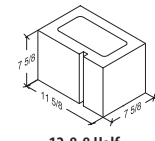
**12-8-16 Standard**

11 5/8" x 7 5/8" x 15 5/8"



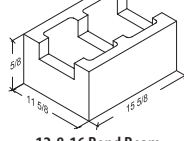
**12-8-16 1-Score**

11 5/8" x 7 5/8" x 15 5/8"



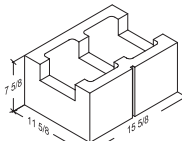
**12-8-8 Half**

11 5/8" x 7 5/8" x 7 7/8"



**12-8-16 Bond Beam**

11 5/8" x 7 5/8" x 15 5/8"

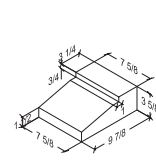


**12-8-16 1-Score Bond Beam**

11 5/8" x 7 5/8" x 15 5/8"

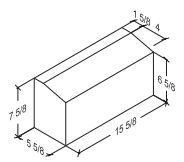
### CMU SILLS

*Ground Face*



**10x4x8 Square Sill**

9 7/8" x 3 3/8" x 7 5/8"

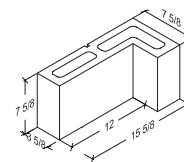


**6x8x16 - Chamfer A**

5 5/8" x 7 5/8" x 15 5/8"

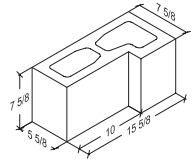
### L-CORNERS

*Ground Face*



**4 Inch L-Corner**

7 5/8" x 7 5/8" x 15 5/8"



**6 Inch L-Corner**

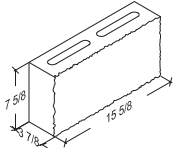
7 5/8" x 7 5/8" x 15 5/8"



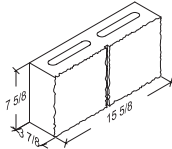
# SPLIT FACE

## 4 INCH UNITS

### Split Face



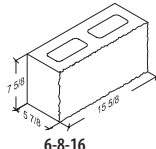
**4-8-16**  
3 7/8" x 7 3/8" x 15 5/8"



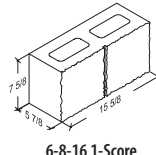
**4-8-16 1-Score**  
3 7/8" x 7 3/8" x 15 5/8"

## 6 INCH UNITS

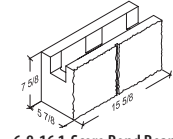
### Split Face



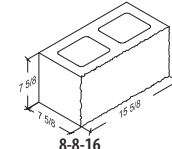
**6-8-16**  
5 7/8" x 7 3/8" x 15 5/8"



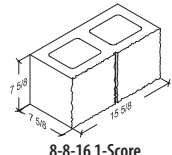
**6-8-16 1-Score**  
5 7/8" x 7 3/8" x 15 5/8"



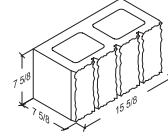
**6-8-16 1-Score Bond Beam**  
5 7/8" x 7 3/8" x 15 5/8"



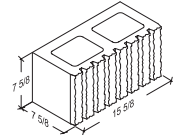
**8-8-16**  
7 5/8" x 7 3/8" x 15 5/8"



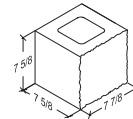
**8-8-16 1-Score**  
7 5/8" x 7 3/8" x 15 5/8"



**8-8-16 3-Score**  
7 5/8" x 7 3/8" x 15 5/8"



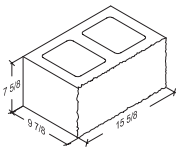
**8-8-16 7-Score**  
7 5/8" x 7 3/8" x 15 5/8"



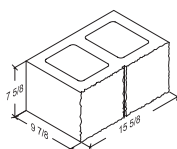
**8-8-8 Half**  
7 5/8" x 7 3/8" x 7 7/8"

## 10 INCH UNITS

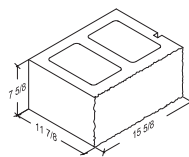
### Split Face



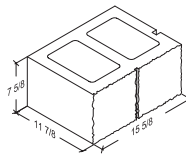
**10-8-16 Standard**  
9 7/8" x 7 3/8" x 15 5/8"



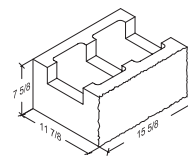
**10-8-16 1-Score**  
9 7/8" x 7 3/8" x 15 5/8"



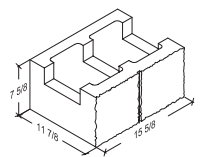
**12-8-16 Standard**  
11 7/8" x 7 3/8" x 15 5/8"



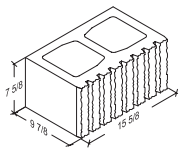
**12-8-16 1-Score**  
11 7/8" x 7 3/8" x 15 5/8"



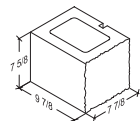
**12-8-16 Bond Beam**  
11 7/8" x 7 3/8" x 15 5/8"



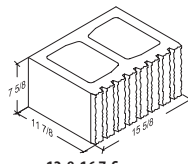
**12-8-16 1-Score Bond Beam**  
11 7/8" x 7 3/8" x 15 5/8"



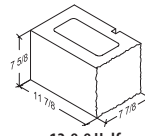
**10-8-16 7-Score**  
9 7/8" x 7 3/8" x 15 5/8"



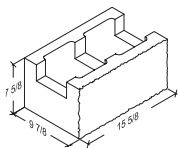
**10-8-8 Half**  
9 7/8" x 7 3/8" x 7 7/8"



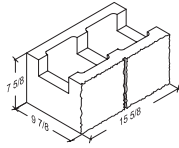
**12-8-16 7-Score**  
11 7/8" x 7 3/8" x 15 5/8"



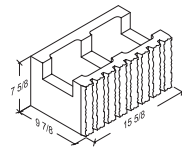
**12-8-8 Half**  
11 7/8" x 7 3/8" x 7 7/8"



**10-8-16 Bond Beam**  
9 7/8" x 7 3/8" x 15 5/8"



**10-8-16 1-Score Bond Beam**  
9 7/8" x 7 3/8" x 15 5/8"



**10-8-16 7-Score Bond Beam**  
9 7/8" x 7 3/8" x 15 5/8"

## 12 INCH UNITS

### Split Face

## 12 INCH UNITS

### Split Face



**KANTA PRODUCTS**

A Mutual Materials Company

130 Old Yellowstone Trail  
Three Forks, Montana 59752

PHONE: (406) 285-3261  
FAX: (406) 285-4216